



# PDF SHARE FORMS

Online, Offline, OnDemand

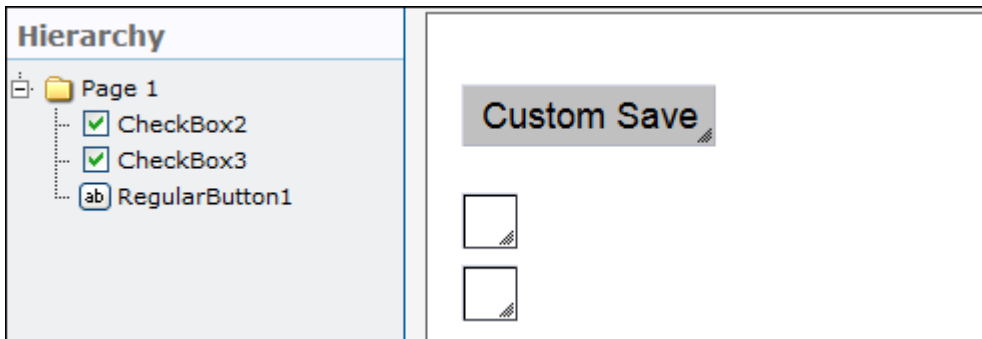
PDF forms and SharePoint are better together

## Setting custom validation

This guide will show how to disable submit if none of checkboxes are checked and enable it if at least one is checked.

## Static AcroForms

### Step 1. Template



This template has two checkboxes and regular button which will be used to implement submit button functionality with additional validation for checkboxes.

### Step 2. Add script to regular button (PDF Form Tools → Properties → Actions → Mouse Up):



Add "JavaScript action" and place inside it following code:

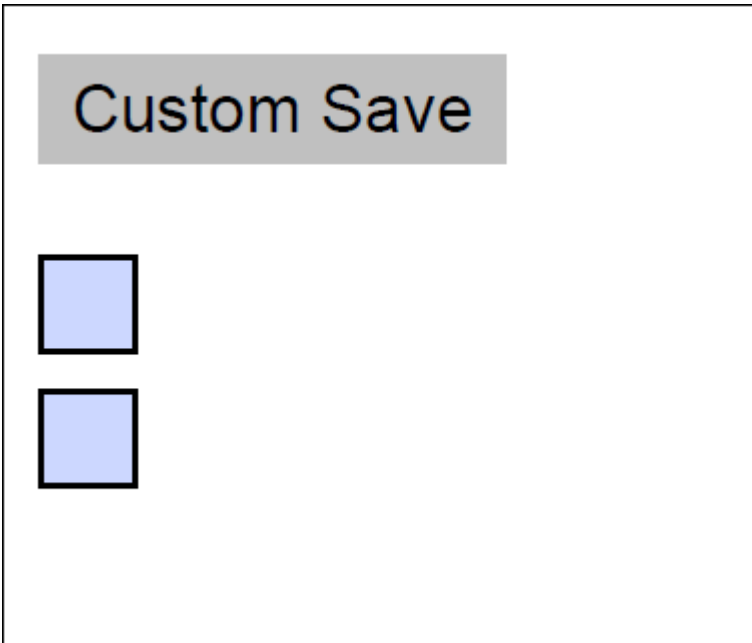
```
if (this.getField("CheckBox2").value == "Yes" || this.getField("CheckBox3").value == "Yes"){
    eval("var sysData =" + this.getField("PDFSPSystemData").value);
    this.submitForm({cURL: (sysData.WebURL || "") + "/_layouts/PDFForms/PDF.aspx", cSubmitAs:
"PDF" });
} else {
    //Display message
    app.alert({ cMsg: "Unable to save. At least one ccheckbox must be checked.", cTitle: "Form
validation" });
}
```

This code will check if at least one of checkboxes is checked. If checked – submit will be triggered, if not – will be displayed warning message.

**NOTE:** if you are using template with extended features, then cSubmitAs: "FDF" must be changed to cSubmitAs: "PDF".

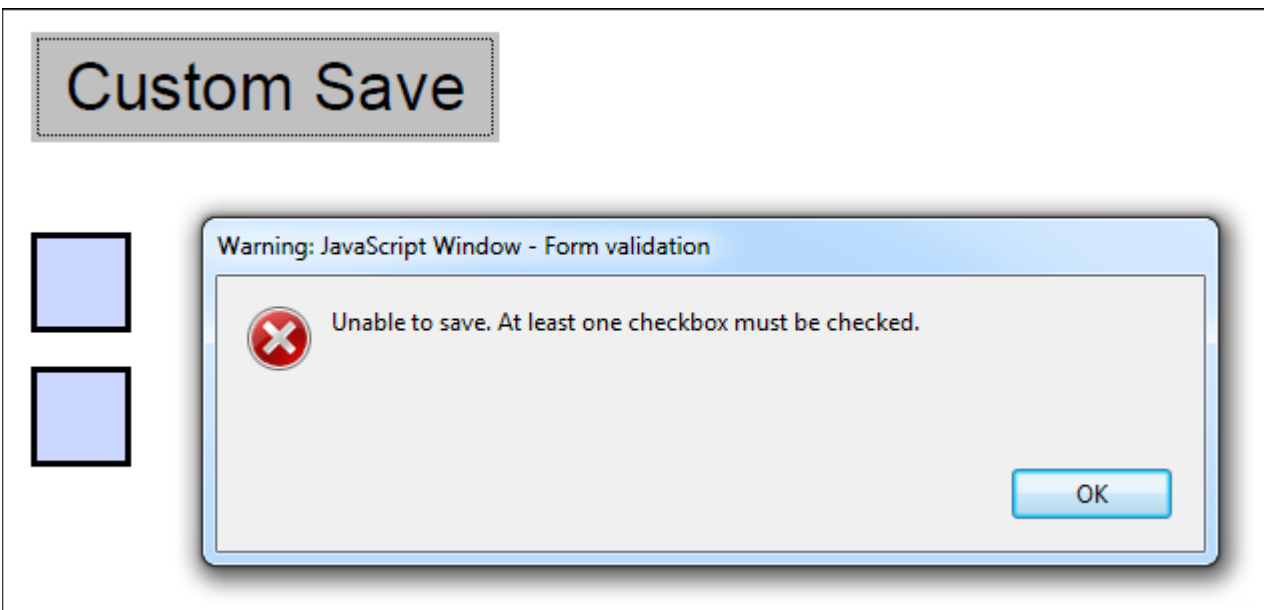
**Step 3.** Save template and deploy

**Step 4.** Create new form from deployed template



A screenshot of a form titled "Custom Save" in a grey header box. Below the header, there are two blue square checkboxes, both of which are unchecked.

Try to save it using custom button without checking any checkbox:

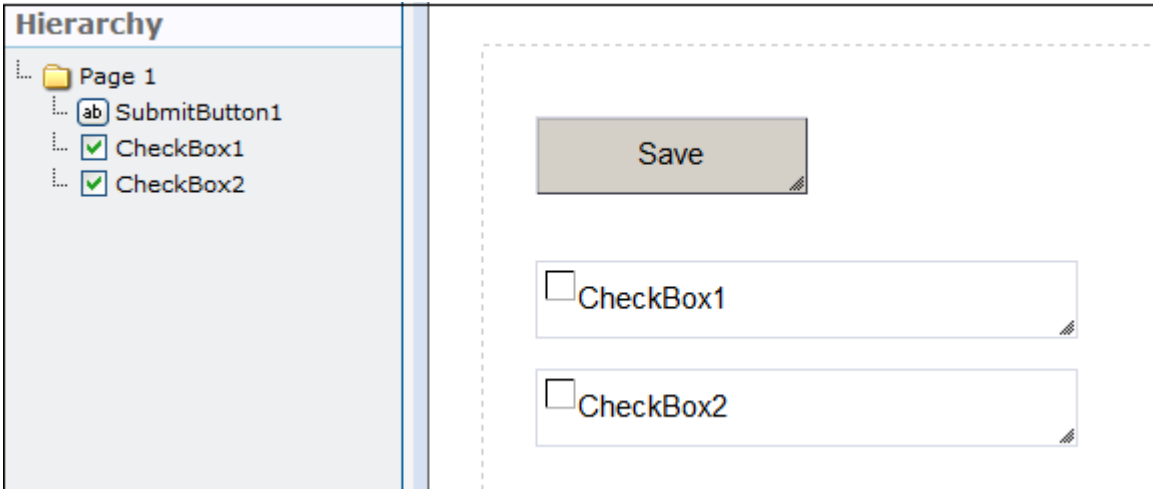


A screenshot of the "Custom Save" form with a JavaScript warning dialog box overlaid. The dialog box has a blue title bar that reads "Warning: JavaScript Window - Form validation". Inside the dialog, there is a red circle with a white 'X' icon and the text "Unable to save. At least one checkbox must be checked." An "OK" button is located in the bottom right corner of the dialog. The form behind the dialog shows the "Custom Save" header and two unchecked checkboxes.

Scripted validation will not allow to submit form before necessary conditions will be achieved.

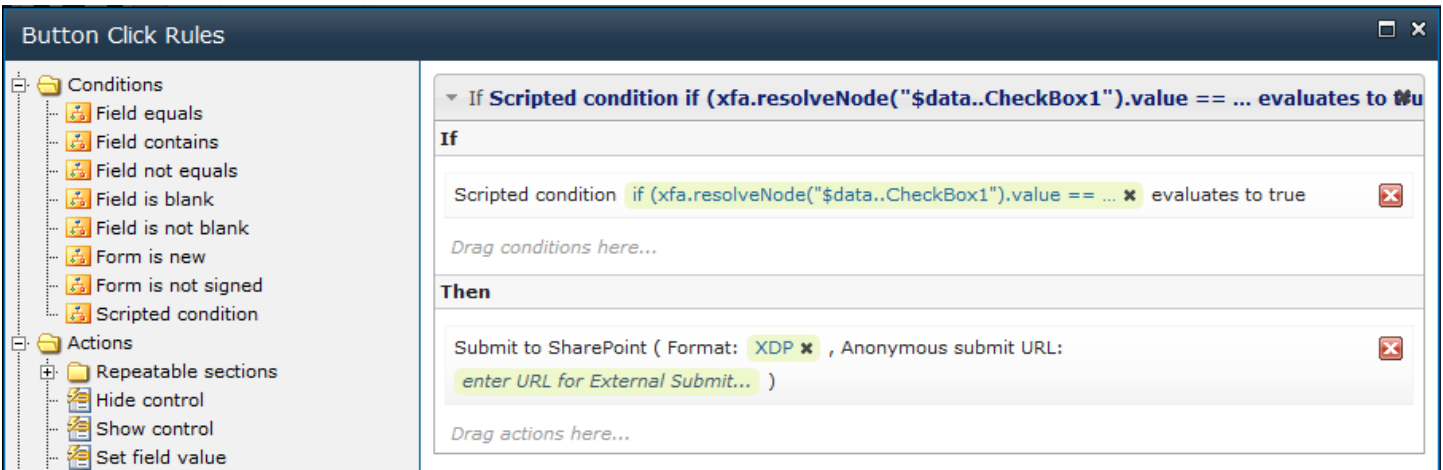
## Dynamic XFA forms

### Step 1. Template



This template has two checkboxes and submit button which will be used to implement additional validation for checkboxes.

### Step 2. Add script to regular button (PDF Form Tools → Properties → Actions → Button Click):



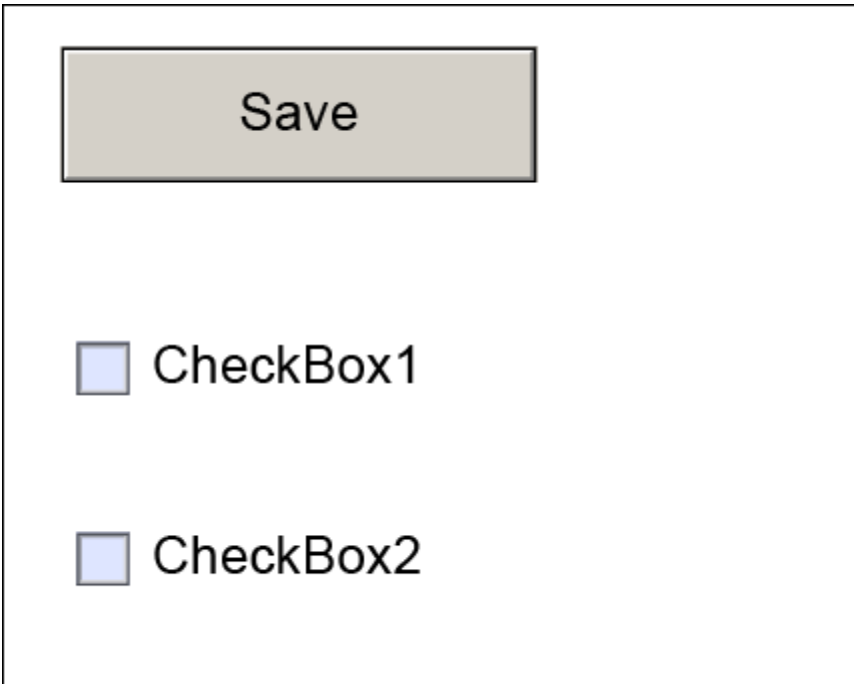
Add "Scripted condition" to "If" section and place inside it following code:

```
if (xfa.resolveNode("$data..CheckBox1").value == "Yes" ||
xfa.resolveNode("$data..CheckBox2").value == "Yes"){
    return true;
}
else {
    xfa.host.messageBox("Unable to save. At least one ckeckbox must be checked.", "Form
validation", 0);
    return false;
}
```

This code will check if at least one of checkboxes is checked. If checked – submit will be triggered, if not – will be displayed warning message.

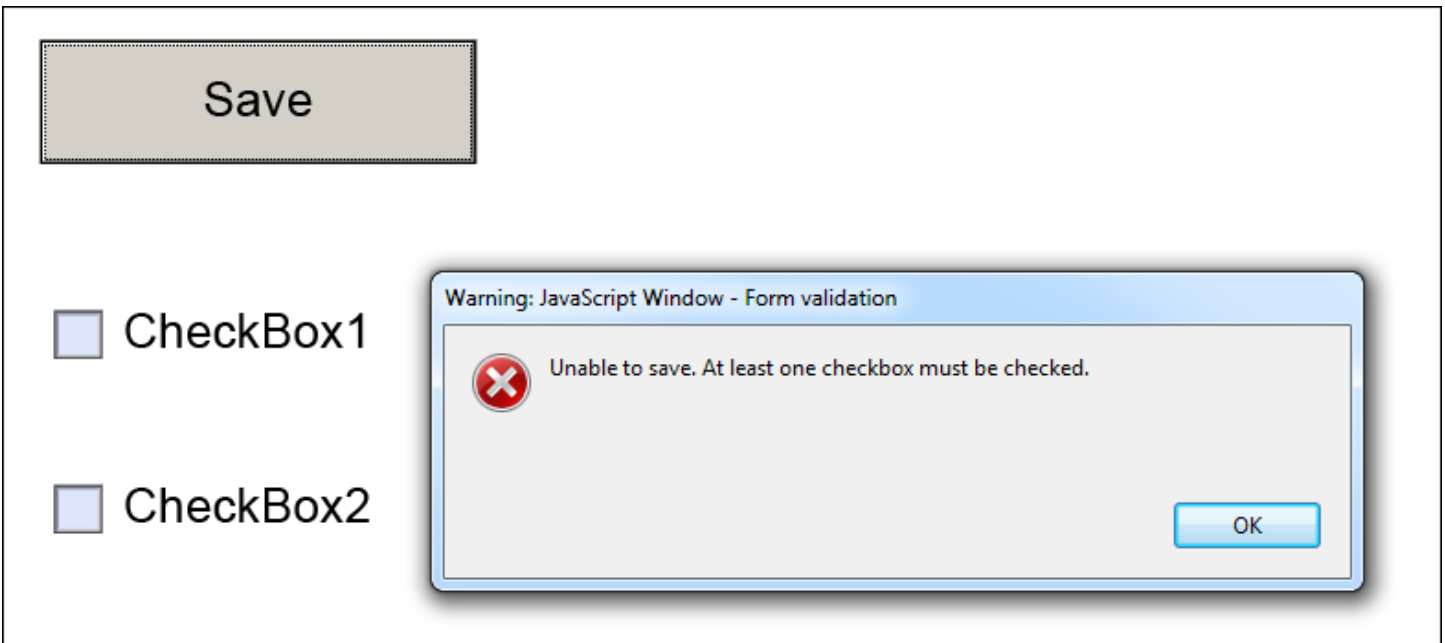
**Step 3.** Save template and deploy

**Step 4.** Create new form from deployed template



A rectangular form template with a light gray background. At the top is a large, light gray button with the text "Save". Below the button are two checkboxes, each followed by the text "CheckBox1" and "CheckBox2" respectively. Both checkboxes are currently unchecked.

Try to save it using custom button:



A rectangular form template with a light gray background. At the top is a large, light gray button with the text "Save". Below the button are two checkboxes, each followed by the text "CheckBox1" and "CheckBox2" respectively. Both checkboxes are currently unchecked. A blue dialog box with a white background and a red "X" icon is overlaid on the bottom right of the form. The dialog box title is "Warning: JavaScript Window - Form validation". The message inside the dialog box reads: "Unable to save. At least one checkbox must be checked." There is an "OK" button in the bottom right corner of the dialog box.

Scripted validation will not allow to submit form before necessary conditions will be achieved.