



PDF SHARE FORMS

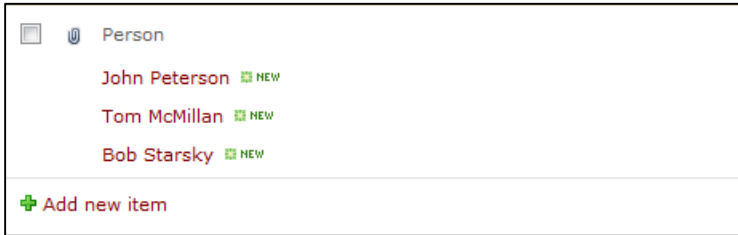
Online, Offline, OnDemand

PDF forms and SharePoint are better together

Loading information
from Data Source
to Repeatable section

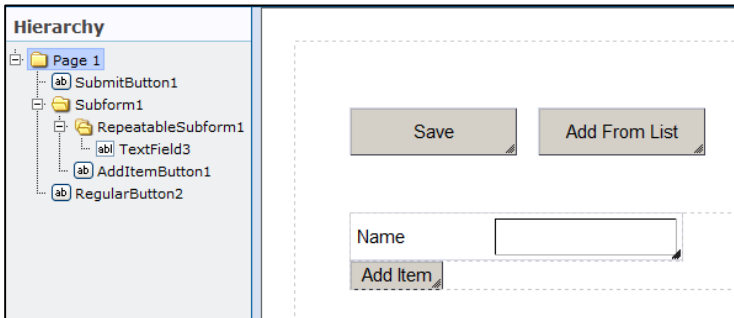
This guide describes how to populate data from data source to repeatable section fields.

Step 1. Create List



Following list has a “Single line of text” column Persons which contains people names.

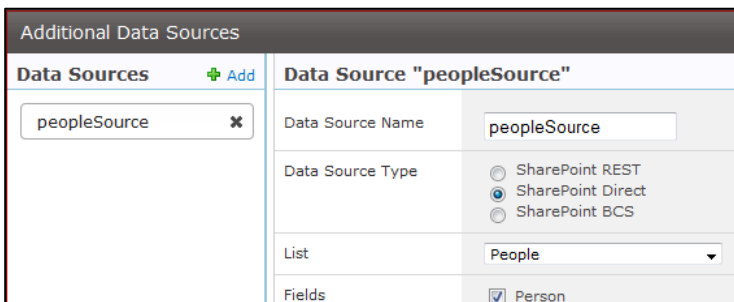
Step 2. Create a template



This template has repeatable sub form and text field in it. This text field (“Name”) will be repeated using “Add Item” button. RegularButton2 is “Add From List” – this button will populate data from data source in Repeatablesubform1, Add Item – generate empty text field in Repeatablesubform1;

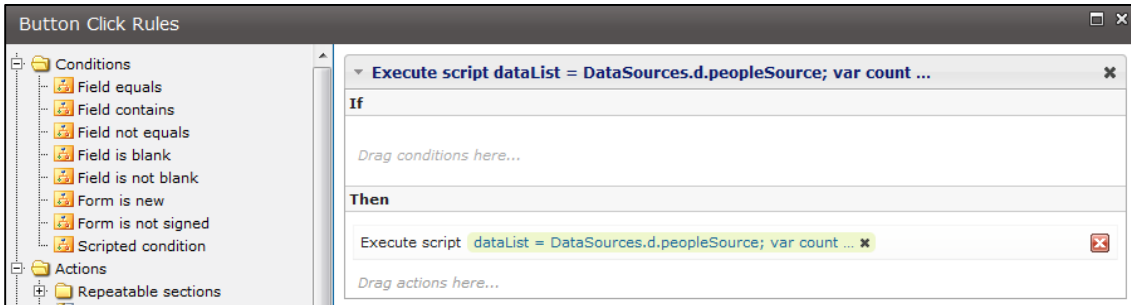
NOTE: Repeatablesubform must be placed in Subform field for not to copy “Save” and “Add Form List” buttons. Subform must have flowed content.

Step 3. Create new Data source (PDF Form Tools → Developer → Data Source)



In our case it is peopleSource with “Person” column data from list People (created in step 1)

Step 4. Add script to RegularBotton2 (PDF Form Tools → Properties → Action):



Code:

```
dataList = DataSources.d.peopleSource;
var count = dataList.length -1;
var repeatableNode;
for (var i = 0; i<count; i++) {
    repeatableNode = xfa.resolveNode('$form.Root.Default..RepeatableSubform1['+i+'']');
    repeatableNode.instanceManager.addInstance(i);
    repeatableNode.resolveNode("TextField3").rawValue = dataList[i]['Person'];
}
repeatableNode = xfa.resolveNode('$form.Root.Default..RepeatableSubform1['+count+'']');
repeatableNode.resolveNode("TextField3").rawValue = dataList[count]['Person'];
```

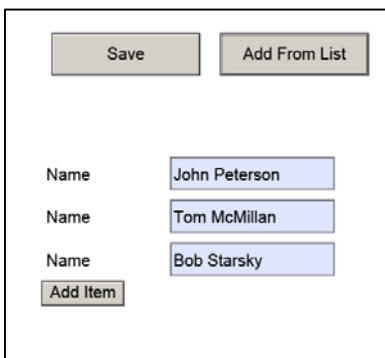
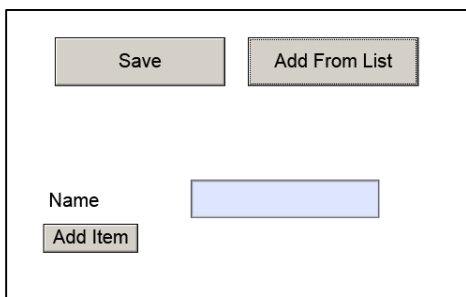
In this part of script we refer to created Data Source: `dataList = DataSources.d.peopleSource;`

This part of code create fields in repeatable section and populate data from data source:

```
for (var i = 0; i<count; i++) {
    repeatableNode = xfa.resolveNode('$form.Root.Default..RepeatableSubform1['+i+'']');
    repeatableNode.instanceManager.addInstance(i);
    repeatableNode.resolveNode("TextField3").rawValue = dataList[i]['Person'];
}
```

Step 5. Save template and deploy.

Step 6. Open form:



After clicking on “Add From List” all items from “Person” column will appear in repeatable section.