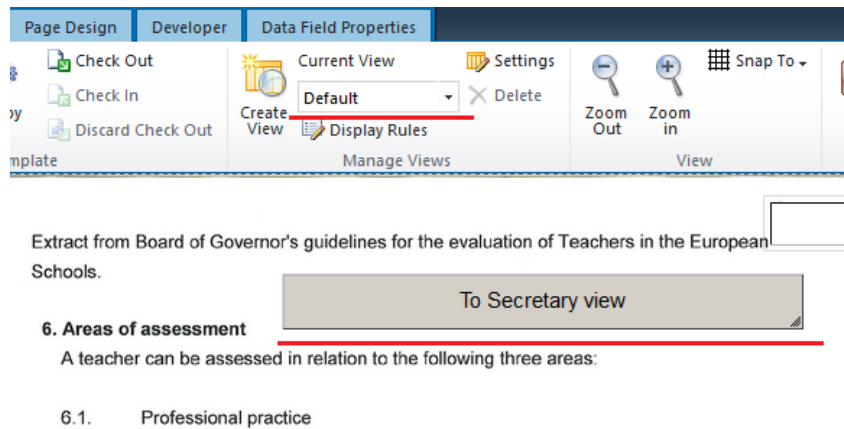


## Hiding background text depending on selected radio button

**Step 1.** In order to swap to **Secretary view**, a regular button was created on the **Default** view:



Extract from Board of Governor's guidelines for the evaluation of Teachers in the European Schools.

**6. Areas of assessment**

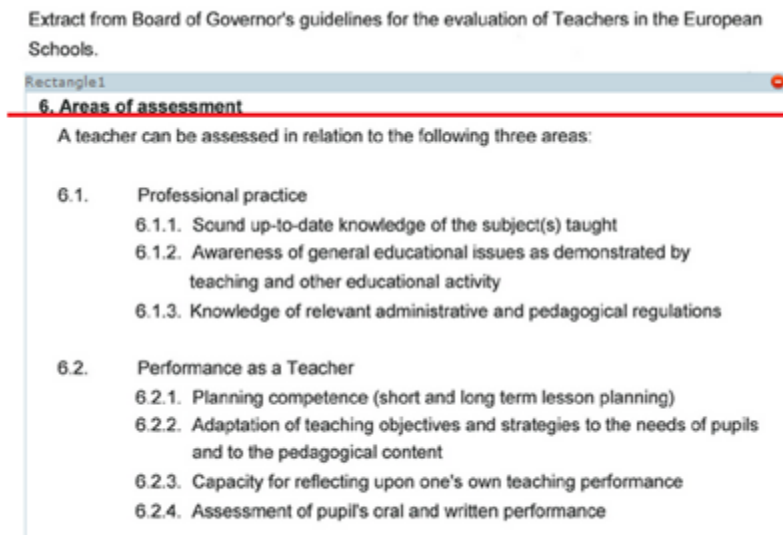
A teacher can be assessed in relation to the following three areas:

6.1. Professional practice

This test button is not significant and is placed only to change view to „Secretary” view without achieving any needed predefined conditions.

### Secretary view scripting

**Step 1.** This view has „Rectangle1” which will hide text from background:



Extract from Board of Governor's guidelines for the evaluation of Teachers in the European Schools.

**6. Areas of assessment**

A teacher can be assessed in relation to the following three areas:

6.1. Professional practice

6.1.1. Sound up-to-date knowledge of the subject(s) taught

6.1.2. Awareness of general educational issues as demonstrated by teaching and other educational activity

6.1.3. Knowledge of relevant administrative and pedagogical regulations

6.2. Performance as a Teacher

6.2.1. Planning competence (short and long term lesson planning)

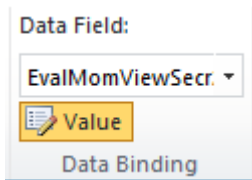
6.2.2. Adaptation of teaching objectives and strategies to the needs of pupils and to the pedagogical content

6.2.3. Capacity for reflecting upon one's own teaching performance

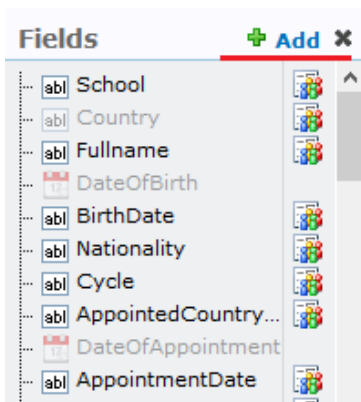
6.2.4. Assessment of pupil's oral and written performance

## Step 2.

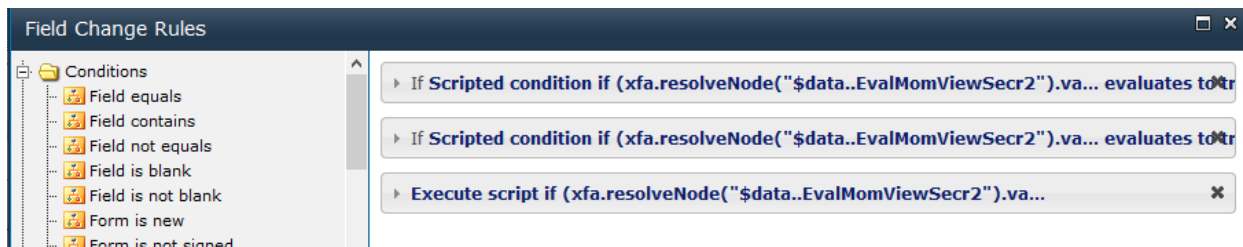
**NOTE:** In order to get scripts working, you need to make separate Data Field for used radio button group, so it will be independent from similar groups on the other views (was EvalMoment):



Create a new field by clicking on **Add** in **Fields** toolbox:

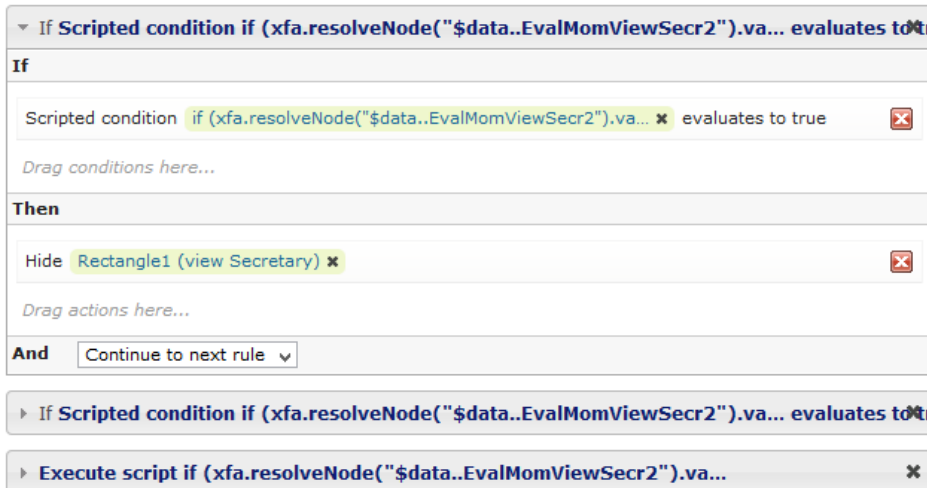


All scripts and actions/conditions are placed into radio button group's **Field Change** action:



## First rule:

This rule will hide rectangle to show text on the background if selected radio button's value equals "Prob":




The screenshot shows a rule configuration window. The rule is titled "If Scripted condition if (xfa.resolveNode("\$data..EvalMomViewSecr2").va... evaluates to true". Under the "If" section, the condition is "if (xfa.resolveNode("\$data..EvalMomViewSecr2").va... evaluates to true". Under the "Then" section, the action is "Hide Rectangle1 (view Secretary)". The "And" section is set to "Continue to next rule". Below the main rule configuration, there are two additional rule entries: "If Scripted condition if (xfa.resolveNode("\$data..EvalMomViewSecr2").va... evaluates to true" and "Execute script if (xfa.resolveNode("\$data..EvalMomViewSecr2").va...".

```
if (xfa.resolveNode("$data..EvalMomViewSecr2").value == "Prob")
{
    return true;
}
else
{
    return false;
}
```

## Second rule:

This rule will show rectangle to hide text on the background if selected radio button's value not equals "Prob":



The screenshot shows a rule configuration window. The rule is titled "If Scripted condition if (xfa.resolveNode("\$data..EvalMomViewSecr2").va... evaluates to true". Under the "If" section, the condition is "if (xfa.resolveNode("\$data..EvalMomViewSecr2").va... evaluates to true". Under the "Then" section, the action is "Show Rectangle1 (view Secretary)". The "And" section is set to "Continue to next rule". Below the main rule configuration, there are two additional rule entries: "If Scripted condition if (xfa.resolveNode("\$data..EvalMomViewSecr2").va... evaluates to true" and "Execute script if (xfa.resolveNode("\$data..EvalMomViewSecr2").va...".

```

if (xfa.resolveNode("$data..EvalMomViewSecr2").value != "Prob")
{
    return true;
}
else
{
    return false;
}

```

**Third rule:**

This rule will write text into multiline text field in three rows depending on selected radio button:



The screenshot shows a rule configuration window with the following structure:

- Condition:** If Scripted condition if (xfa.resolveNode("\$data..EvalMomViewSecr2").va... evaluates to true
- Action:** Execute script if (xfa.resolveNode("\$data..EvalMomViewSecr2").va...
  - If:** Drag conditions here...
  - Then:** Execute script if (xfa.resolveNode("\$data..EvalMomViewSecr2").va... x
  - Drag actions here...**

```

if (xfa.resolveNode("$data..EvalMomViewSecr2").value == "Prob")
{
    xfa.resolveNode("$data..Diplomas").value = 'This \n'+ 'is \n'+ 'Prob';
}
if (xfa.resolveNode("$data..EvalMomViewSecr2").value == "3Year")
{
    xfa.resolveNode("$data..Diplomas").value = 'This \n'+ 'is \n'+ '3Year';
}
if (xfa.resolveNode("$data..EvalMomViewSecr2").value == "4Year")
{
    xfa.resolveNode("$data..Diplomas").value = 'This \n'+ 'is \n'+ '4Year';
}

```

## Runtime results

„Prob” is selected:

Extract from Board of Governor's guidelines for the evaluation of Teachers in the European Schools.

**6. Areas of assessment**  
A teacher can be assessed in relation to the following three areas:

**6.1. Professional practice**  
6.1.1. Sound up-to-date knowledge of the subject(s) taught  
6.1.2. Awareness of general educational issues as demonstrated by teaching and other educational activity  
6.1.3. Knowledge of relevant administrative and pedagogical regulations

**6.2. Performance as a Teacher**  
6.2.1. Planning competence (short and long term lesson planning)  
6.2.2. Adaptation of teaching objectives and strategies to the needs of pupils and to the pedagogical content  
6.2.3. Capacity for reflecting upon one's own teaching performance  
6.2.4. Assessment of pupil's oral and written performance

In addition account should be taken of:

6.2.5. Contribution to school life e.g. school functions, exhibitions, musical and theatrical performances, sports competitions  
6.2.6. Advisory, organizational and coordination work inside and outside the context of school proper e.g. subject and/or section coordination, participation in the inspector's subject groups, group leader in in-service training, organization of study trips and school journeys

**6.3. Professional Standards**  
6.3.1. Relations with pupils  
6.3.2. Cooperation with colleagues and parents  
6.3.3. Initiative  
6.3.4. Flexibility

EUROPEAN SCHOOL OF \_\_\_\_\_  
SCHOOL YEAR \_\_\_\_\_ - \_\_\_\_\_

### Report

drawn up at the end of the probationary period  
 at the end of the 3 years period ..... to .....  
 at the end of the 4 years period ..... to .....

**A. Personal Information:**  
Surname and First Name: \_\_\_\_\_  
Date of birth: \_\_\_\_\_  
Nationality: \_\_\_\_\_  
Appointed by (Country and Administration): \_\_\_\_\_  
Date of appointment to the European Schools: \_\_\_\_\_  
Date of appointment to the Schools of: \_\_\_\_\_  
Knowledge of Languages: \_\_\_\_\_  
Diplomes and certificates:  
This is Prob

„Prob” is not selected:

Extract from Board of Governor's guidelines for the evaluation of Teachers in the European Schools.

**6. Areas of assessment**  
A teacher can be assessed in relation to the following three areas:

**6.1. Professional practice**  
6.1.1. Sound up-to-date knowledge of the subject(s) taught  
6.1.2. Awareness of general educational issues as demonstrated by teaching and other educational activity  
6.1.3. Knowledge of relevant administrative and pedagogical regulations

**6.2. Performance as a Teacher**  
6.2.1. Planning competence (short and long term lesson planning)  
6.2.2. Adaptation of teaching objectives and strategies to the needs of pupils and to the pedagogical content  
6.2.3. Capacity for reflecting upon one's own teaching performance  
6.2.4. Assessment of pupil's oral and written performance

In addition account should be taken of:

6.2.5. Contribution to school life e.g. school functions, exhibitions, musical and theatrical performances, sports competitions  
6.2.6. Advisory, organizational and coordination work inside and outside the context of school proper e.g. subject and/or section coordination, participation in the inspector's subject groups, group leader in in-service training, organization of study trips and school journeys

**6.3. Professional Standards**  
6.3.1. Relations with pupils  
6.3.2. Cooperation with colleagues and parents  
6.3.3. Initiative  
6.3.4. Flexibility

EUROPEAN SCHOOL OF \_\_\_\_\_  
SCHOOL YEAR \_\_\_\_\_ - \_\_\_\_\_

### Report

drawn up at the end of the probationary period  
 at the end of the 3 years period ..... to .....  
 at the end of the 4 years period ..... to .....

**A. Personal Information:**  
Surname and First Name: \_\_\_\_\_  
Date of birth: \_\_\_\_\_  
Nationality: \_\_\_\_\_  
Appointed by (Country and Administration): \_\_\_\_\_  
Date of appointment to the European Schools: \_\_\_\_\_  
Date of appointment to the Schools of: \_\_\_\_\_  
Knowledge of Languages: \_\_\_\_\_  
Diplomes and certificates:  
This is 3Year