




AcroForm cascade Drop-down Fields

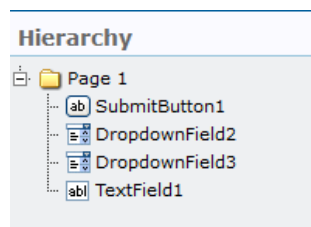
Step 1. Prepare a source list:

As an example, our list contains information about companies and employees:
company name, company address, employee name, employee telephone

John 	Ores	111-222-333-44	New company	Earth
Mike 	Aronsen	66-55-44-33	Some company	some address

 Add new item

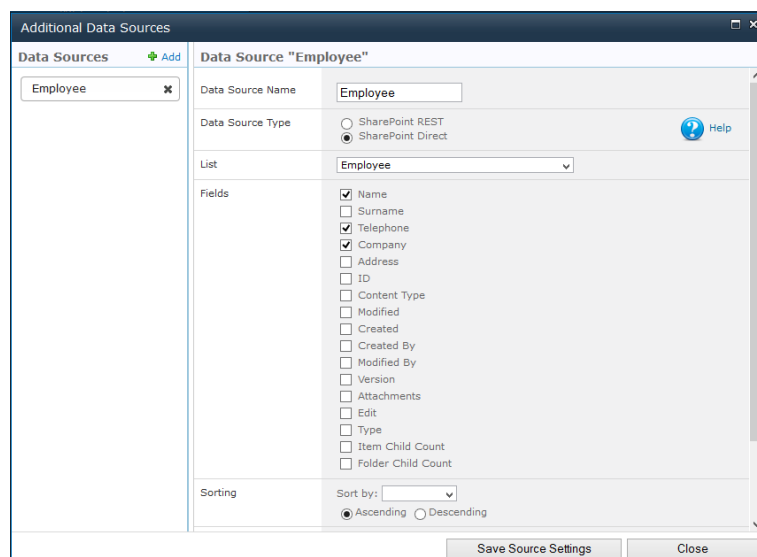
Step 2. Create Acro template and place two Drop-downs and a Text Field.



DropdownField2 will be used to select a company. Then all employees from the selected company will be placed into DropdownField3, where user can select one of them to get his telephone number in TextField1.

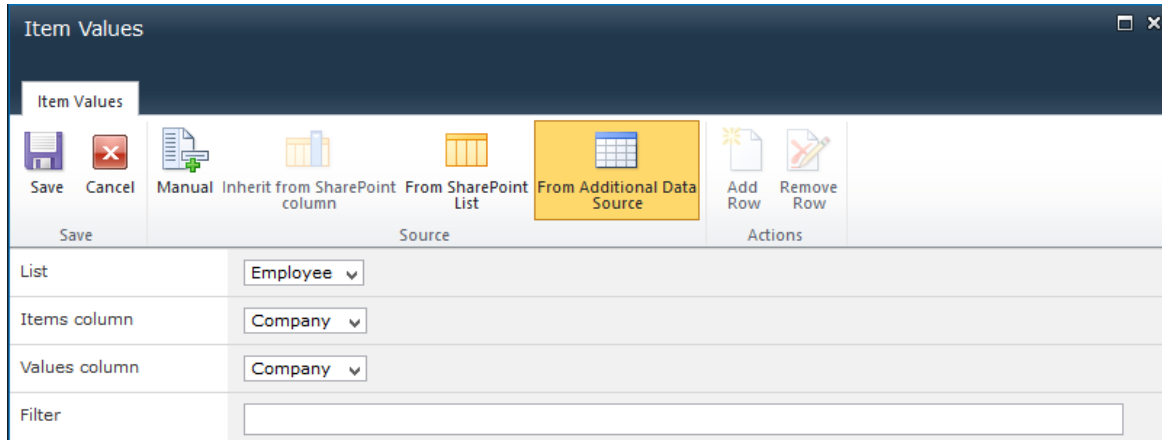
Step 2. Prepare a data source: **PDF Form Tools** → **Developer** → **Data Source**.

Select the required list and map fields.

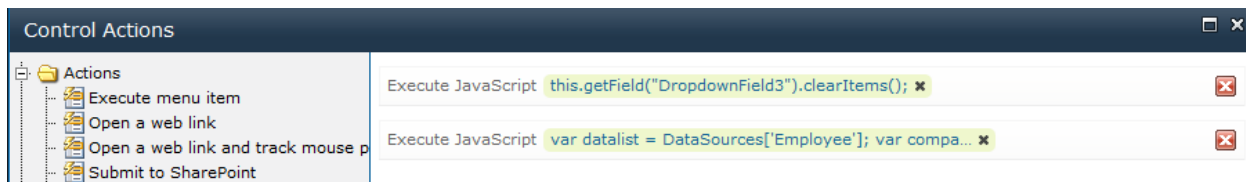


In our case we will map Company, Telephone and Name fields.

Step 3. Add a data source to DropdownField2: *PDF Form Tools* → *Properties* → *Item Values*



Step 4. Add scripts to this dropdown's „Blur” action:



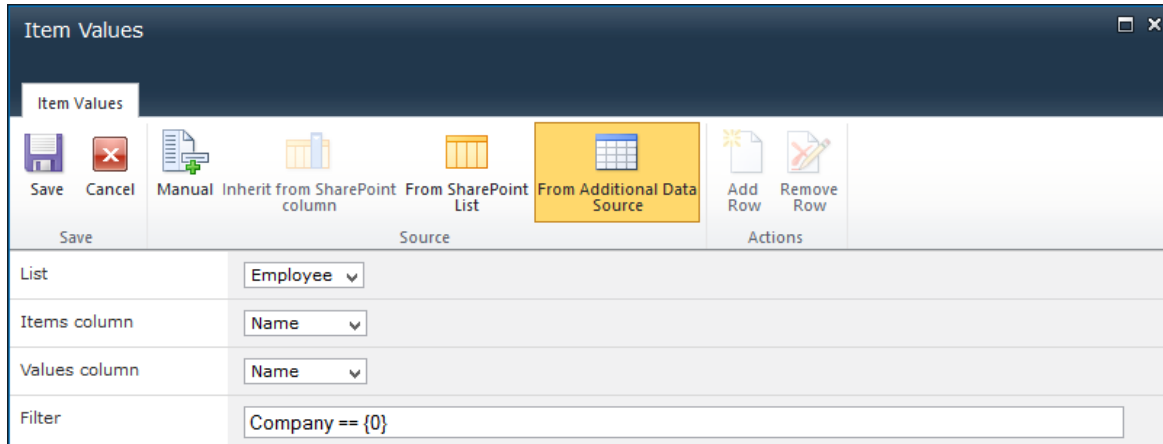
First script will be responsible for cleaning DropdownField3 from old data:

```
this.getField("DropdownField3").clearItems();
```

Second script will populate DropdownField3:

```
var datalist = DataSources['Employee'];
var company = this.getField("DropdownField2").value;
var dd = this.getField("DropdownField3");
var i = 0;
for(i = 0; i < DataSources['Employee'].length; i++) {
    if(datalist[i]['Company'] == company) {
        dd.insertItemAt(datalist[i]['Name']);
    }
}
```

Step 5. Add a data source to DropdownField3: *PDF Form Tools* → *Properties* → *Item Values*.



Step 6. Add a script to this dropdown's „Blur” action:

```
var datalist2 = DataSources['Employee'];
var name = this.getField("DropdownField3").value;
var i = 0;
for(i = 0;i< DataSources['Employee'].length; i++ ){
    if(datalist2[i]['Name'] == name){
        this.getField("TextField1").value = datalist[i]['Telephone'];
    }
}
```

This script will populate TextField1 depending from data selected in DropdownField3.

Step 7. Save and deploy your template:

Save

Some company

Mike

66-55-44-33